










## Display and info codes



| Info code   | Meaning   |
|---|---|
|    | The water in the meter has not been stagnant for one continuous hour during the last 24 hours. This can be a sign of a leaky faucet or toilet cistern or indicate a leakage after the meter.          |
|    | The water consumption has been consistently high for half an hour, which indicates a pipe burst.  |
|    | Attempt of fraud. The meter is no longer valid for billing.   |
|    | The meter is dry. In this case nothing will be measured.  |
|    | The water flows through the meter in the wrong direction.   |
|   | RADIO OFF flashes. The meter is still in transport mode with the built-in radio transmitter turned off. The transmitter turns on automatically when water runs through the meter for the first time.* |
|  | RADIO OFF lights permanently. The radio is switched off permanently. Can be activated via METERTOOL.*   |
|  | The symbol appears when the expected capacity left is 6 months or less.   |

Switch off automatically when the condition that activated them no longer exists.

Disappears when the water has been stagnant for one hour.

Disappears when the consumption falls to normal level.

Disappears when the water no longer flows in the wrong direction.

Disappears when the meter is filled with water.